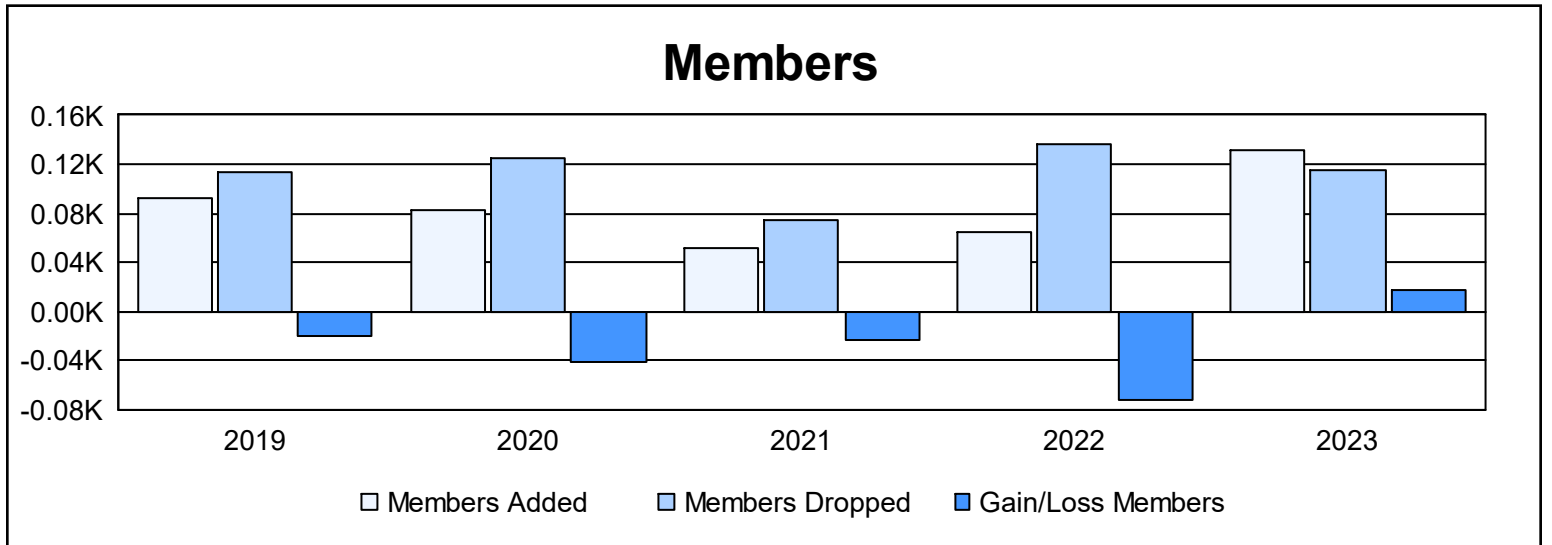
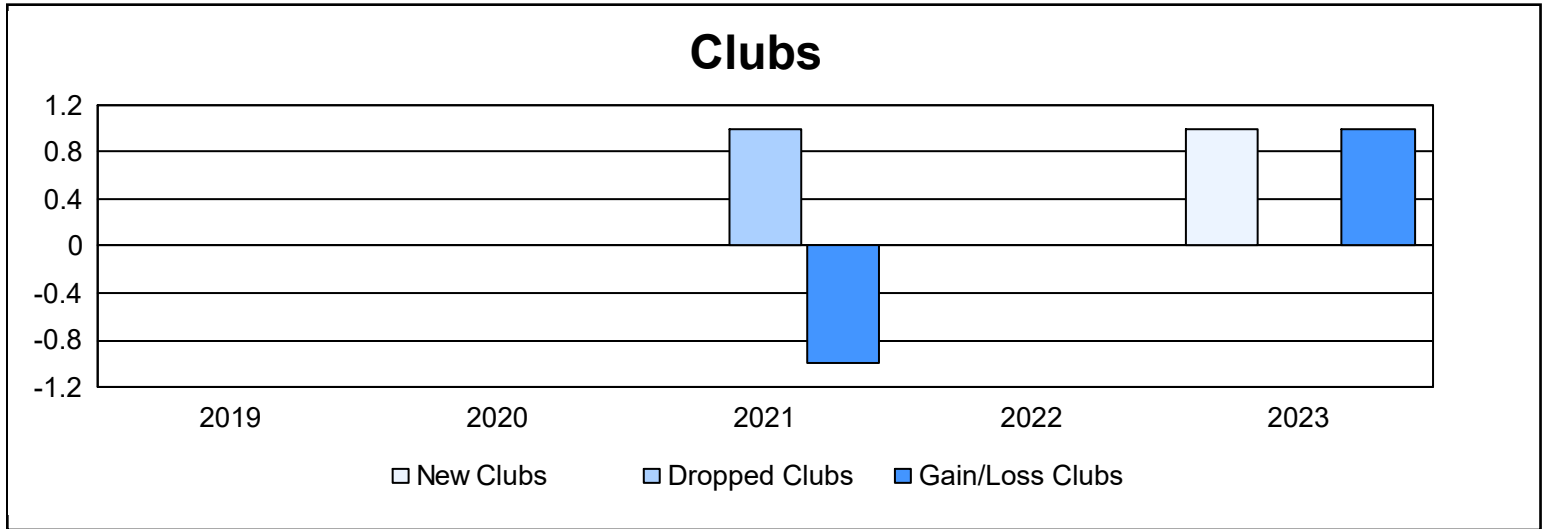
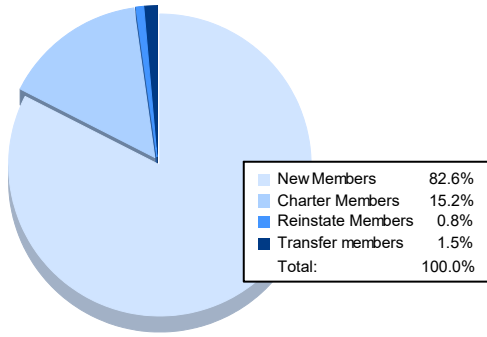


Year	New Clubs	Dropped Clubs	Gain/ Loss Clubs	New Members	Charter Members	Reinstate Members	Transfer Members	Total Member Added	Total Members Dropped	Gain/ Loss Members
2018-2019	0	0	0	87	1	0	5	93	113	-20
2019-2020	0	0	0	74	0	0	9	83	125	-42
2020-2021	0	1	-1	49	0	0	2	51	75	-24
2021-2022	0	0	0	59	0	2	4	65	137	-72
2022-2023	1	0	1	109	20	1	2	132	115	17
<b>Average</b>	<b>0</b>	<b>0</b>	<b>0</b>	<b>76</b>	<b>4</b>	<b>1</b>	<b>4</b>	<b>85</b>	<b>113</b>	<b>-28</b>



### Membership Composition June 2023 Cumulative



### Gender Composition June 2023 Cumulative

